







APPENDIX II

Aggregate Resource Fragments

LEGEND

-  Sand & Gravel Resource Fragment
-  Bedrock Resource Fragment
-  Provincial Roads
-  Regional Roads
-  Local Roads
-  Railway Lines

Resource Areas

1. Alton West
2. Orangeville
3. Mono Mills
4. Melville
- 5a. Belfountain (Sand & Gravel)
- 5b. Belfountain (Bedrock Resource)
- 6a. Caledon (Sand & Gravel)
- 6b. Caledon (Bedrock Resource)
7. Grange
8. Caledon East/Centreville
9. Inglewood
10. Humber

NOTES:



APPENDIX2_D08.PRJ

